

Annual Report



Logan-Rogersville Fire
Protection District
3427 S. State Highway 125
Rogersville, MO 65742
(417)753-4265

Year 2013

“Exceptional Service with
Compassion & Accountability.”

Logan-Rogersville Fire Protection District
Operations Branch
Deputy Chief Trent

The Operations Branch is broken down into (2) two divisions, Operations and Hazardous Material/Medical. The Operations Division is overseen by Assistant Chief Russ Lafferty. This division is responsible for the operations and supervision of fire stations, apparatus, firefighting personnel and fire ground operations at incidents. The Hazardous Material/Medical Division is overseen by Assistant Chief Dennis Clinton. Asst. Chief Clinton is responsible for the medical and hazardous material policies and protocols, operation and readiness of the hazardous material response personnel, medical and hazardous material equipment and personnel training.

In 2013 the Operations division responded to 1,478 calls for service. This is a **7.8% decrease** over the previous year. This decrease can be contributed to the large number of responses to wildland fires during the year of 2012. Comparatively the years of 2011 and 2013 we increased our incident responses by 9.7% as 2012 was an anomaly considering the amount of wildland fires incidents that occurred. EMS incidents continue to follow the national trend of increasing in the number of incidents. In 2013 the EMS incidents increased once again and these type of incidents contribute to two-thirds (66%) of our total responses.

In conjunction with the Springfield Fire Department we had several members attended the new State of Missouri Hazardous Material Technician course that is certified through the International Fire Service Accreditation Congress. During this training many of the other members of the hazardous material response team were able to attend some of the additional training that was provided during this new technician course.

The district continues to play a support role to the Springfield Water Rescue team as we send personnel to monthly trainings and we had an additional three (3) personnel attend the spring Swift Water Rescue Technician class. With these additional certified personnel we are prepared to better support the team as well as ourselves along the district waterways. This was evident in the great support we are able to lend to the team as they responded to the Hollister area during a spring flash flood incident. Two of personnel responded with the team to the incident and were able to help search and evacuate residents from their homes.

In conclusion it has been a very exciting and busy year for everyone with the anticipation of continued growth in the district. We look forward in the upcoming year to serving our residents and those traveling through or visiting.

Logan-Rogersville Fire Protection District Technical Services Branch

Assistant Chief Robert Talburt

The Technical Services Branch consists of four (4) Divisions:

Public Education/Relations

Training

Fire Prevention

Fire Investigation

The Technical Services Division continued to focus on an all hazards approach to fire & injury prevention in 2013. Our ***Community Risk Reduction*** efforts continue to be very active with existing and new community partnerships. Established outreach programs throughout the district continued to impact those requesting specific services. Crews spent many hours canvassing target areas throughout the district installing smoke alarms, Carbon Monoxide detectors, and completing residential safety surveys. Additionally, personnel initiated another round of wildfire assessments throughout the UI and targeted rural areas. We were awarded an additional grant for our achievements in wildfire reduction through the Missouri RC&D. We hope to have the Community Fire Protection Plan finished by July 2014.

This year we successfully adopted the 2012 IFC in the City of Rogersville. This is a very exciting step for our code enforcement and risk reduction efforts. The City of Rogersville is currently still evaluating the rest of the codes, but hope to have the remaining I-Codes adopted by June 2014. In 2013, we partnered with the American Heart Association for a Hands-Only community CPR campaign. Through some community events and business sessions we were able to educate several people on how to effectively perform compression only CPR. We are all set to launch our Operation Lifesave campaign with several other agencies throughout the metro area.

The district continues to thrive in the area of training. Through outlets such as MU-FRTI, Springfield FD, and the Missouri Division of Fire Safety we were able to attend some fantastic training in the 2013. Once again, we

sent personnel to the prestigious FDIC conference in Indianapolis. Our personnel continue to thrive on the knowledge of others, which directly benefits our operational readiness and effectiveness. Several exciting things are coming up for the TSD in 2014. We are looking forward to change as we continue to push forward in 2014 with our focus on Community Risk Reduction.

- 1. We installed 116 smoke alarms in 98 single-family dwellings. In 2014 we will continue canvassing target neighborhoods as we strive to ensure that every family has a working smoke alarm.**
- 2. Carbon Monoxide Detectors (CO). This program continues to be successful through a community partnership with Home Depot. We installed forty-two (42) CO Detectors in forty (40) single-family dwellings.**
- 3. We continue to offer the Residential Safety Survey (RSS) program for our constituents. We conducted sixty-six (66) Residential Safety Surveys in 2013.**
- 4. Engine crews continue to conduct blood pressure screenings at the Rogersville Senior Center bi-monthly. Engine crews see on average twenty-two older adults on these scheduled days.**
- 5. The Child Passenger Safety program has flourished over the past year. We have seen an increase in installation requests and check only requests. In 2013, we installed fifty-four (54) child safety seats and checked thirty-two (32) already installed car safety seats.**
- 6. The Mobile Fire Safety Learning Center (MFSLC) was placed in service at fourteen (14) events. This year over 3,000 children were educated through realistic educational sessions. In 2014, the MFSLC will be remodeled and updated through an Eagle Scout project.**
- 7. We provided seven (7) EMS standbys at requested events.**
- 8. We provided four (4) fire standbys at requested events.**
- 9. We continue to work very closely with the school district in reaching the school aged children that reside in our district. In 2013 we visited over 1,900 students in the schools with important fire safety messages and injury prevention information.**
- 10. We continue to assist the school district in parking vehicles at all home football games and graduation.**
- 11. District Headquarters was toured twenty-two (22) times this year.**

- 12. The fire district hosted several birthday parties and monthly service group meetings in the training/community room.**
- 13. Community CPR/AED education was provided to twenty-three (23) places of business and nine (9) civic groups. The total number of students educated was two hundred and two (202).**

Training:

In 2013, Logan-Rogersville personnel received 3,625 hours of training. Logan-Rogersville personnel received the following certifications: The total number of current certifications is also shown below.

State Certification	2013 Department Total*	
Medical First Responder	03	21
EMT-Basic	03	14
EMT-Paramedic	00	02
Firefighter I	02	04
Firefighter II	01	37
Fire Officer I	05	12
Fire Officer II	02	06
Fire Service Instructor I	06	17
Fire Service Instructor II	00	03
Fire Service Instructor III	00	00
Fire Service Instructor IV	00	01
Fire Investigator	01	02
Fire Inspector	00	02
Hazardous Materials-Awareness	04	08
Hazardous Materials-Operations	03	26
Hazardous Materials-Technician	07	22
Associate Degrees	02	10
Bachelor Degrees	01	08
Master Degrees	00	02

*Totals only reflect the highest level of certification in each area and do not include personnel receiving certification in 2013 that are no longer with the fire district.

Fire Prevention:

This year the Fire Prevention Division conducted the following activities:

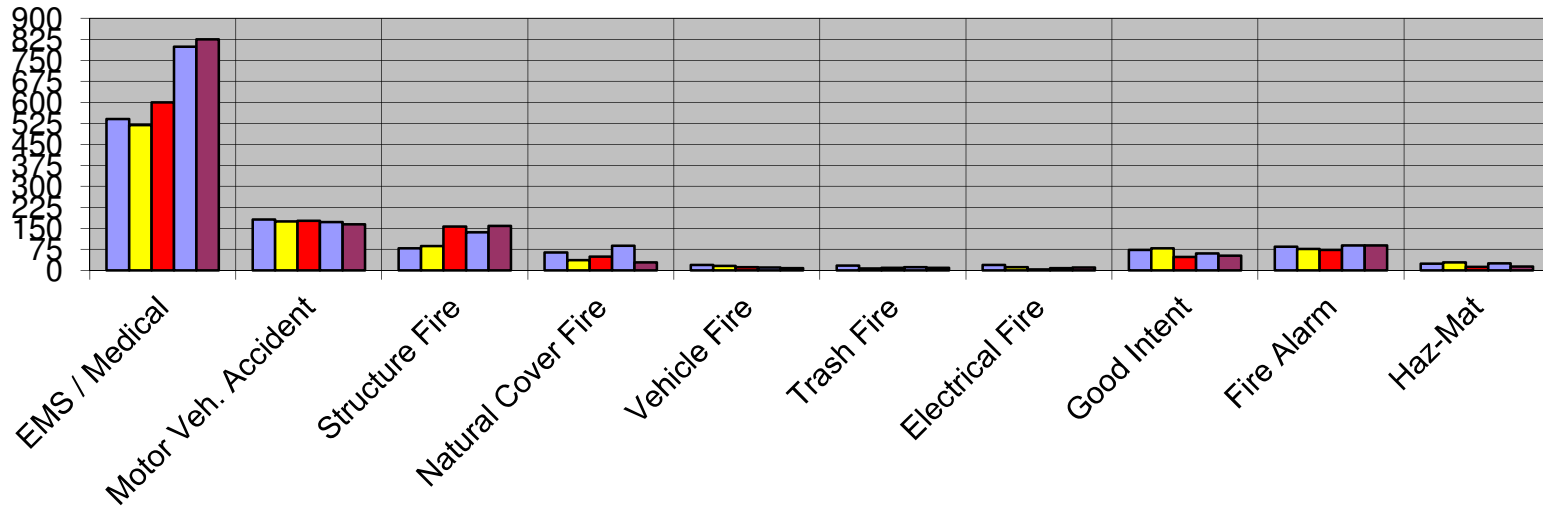
- **Completed 214 annual inspections in commercial buildings.**
- **Our re-inspection percentage continues to drop with owners and tenants recognizing the need to maintain their properties at a higher level.**
- **A total of four (4) sets of building plans were reviewed for new construction throughout the district. This included plans that were sent back for a second review after changes.**
- **Our Knox Box program continues to grow. We have seen a steady increase in Knox Key switches being ordered. This is mainly from a partnership with local gate contractors.**
- **A total of nine (9) permits were issued for public display of fireworks. Each of these permits requires a field inspection. We receive a permit fee of \$100.00 for each display.**
- **A total of fifty-two (52) wildfire assessments were completed throughout the district.**



LOGAN-ROGERSVILLE FIRE PROTECTION DISTRICT

3427 South State Hwy 125
Rogersville, MO 65742
(417) 753-4265

TYPE OF EMERGENCY CALLS PER YEAR > 2009 THROUGH 2013 <



■ 2009 ■ 2010 ■ 2011 ■ 2012 ■ 2013

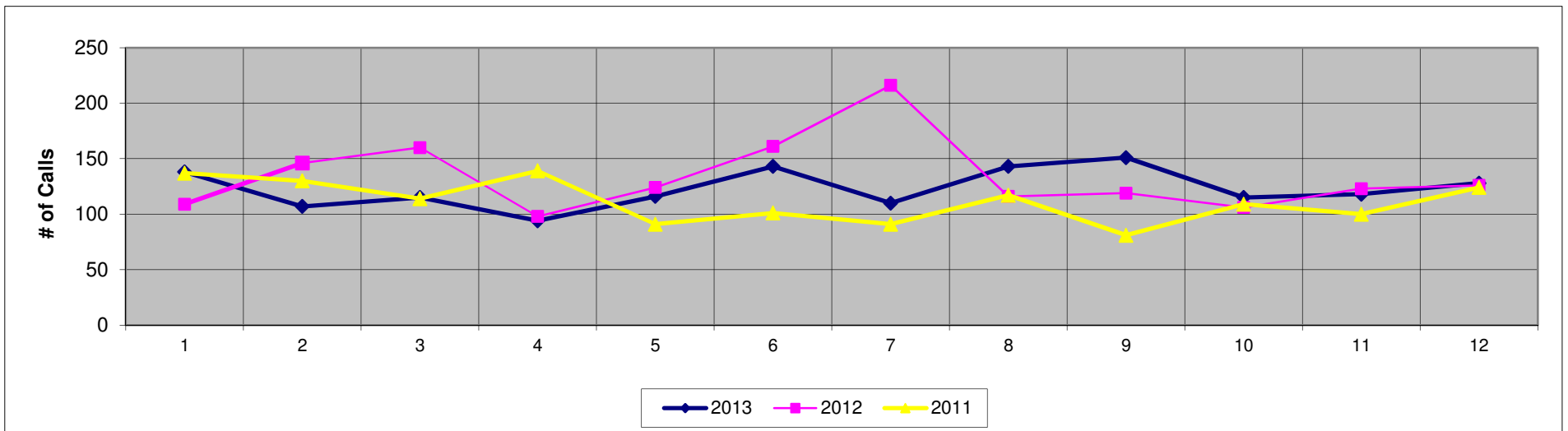
Type	2009	2010	2011	2012	2013
EMS / Medical	541	519	600	799	825
Motor Veh. Accident	182	175	177	172	164
Structure Fire	79	87	157	136	159
Natural Cover Fire	64	36	49	88	28
Vehicle Fire	19	16	11	10	8
Trash Fire	17	7	9	11	9
Electrical Fire	19	11	4	8	10
Good Intent	73	79	48	61	53
Fire Alarm	84	76	73	89	89
Haz-Mat	24	29	13	25	14



LOGAN-ROGERSVILLE FIRE PROTECTION DISTRICT

3427 South State Hwy 125
Rogersville, MO 65742
(417) 753-4265

NUMBER OF EMERGENCY CALLS PER MONTH > 2011 THROUGH 2013 <



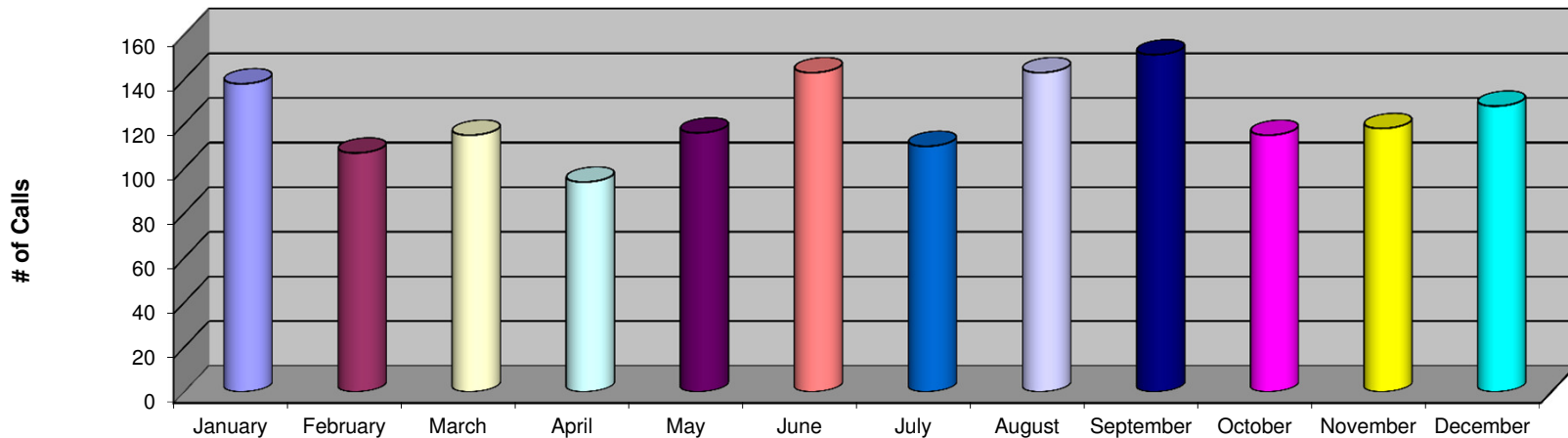
Month	2013	2012	2011
January	138	109	137
February	107	146	130
March	115	160	114
April	94	98	139
May	116	124	91
June	143	161	101
July	110	216	91
August	143	116	117
September	151	119	81
October	115	106	109
November	118	123	100
December	128	126	124



LOGAN-ROGERSVILLE FIRE PROTECTION DISTRICT

3427 South State Hwy 125
Rogersville, MO 65742
(417) 753-4265

NUMBER OF EMERGENCY CALLS PER MONTH DURING THE YEAR OF 2013



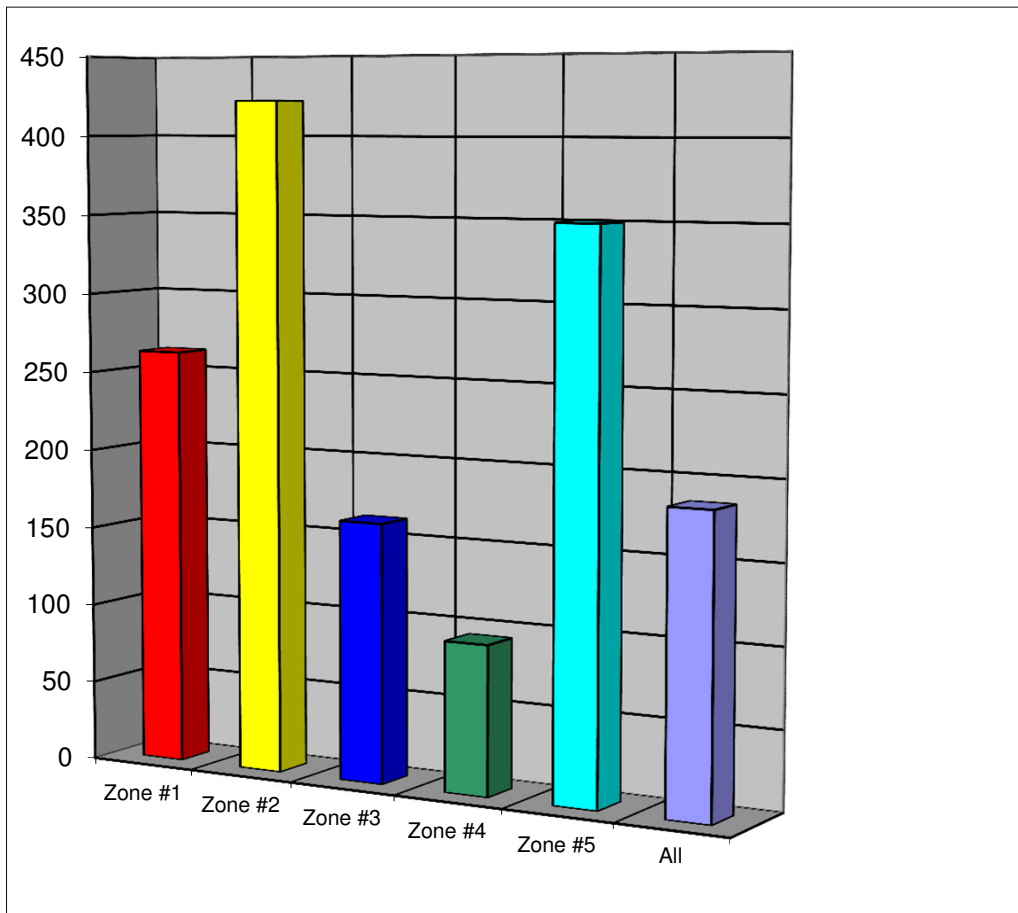
Month	2013
January	138
February	107
March	115
April	94
May	116
June	143
July	110
August	143
September	151
October	115
November	118
December	128



LOGAN-ROGERSVILLE FIRE PROTECTION DISTRICT

3427 South State Hwy 125
Rogersville, MO 65742
(417) 753-4265

EMERGENCY CALLS RUN PER STATION ZONE DURING THE YEAR OF 2013



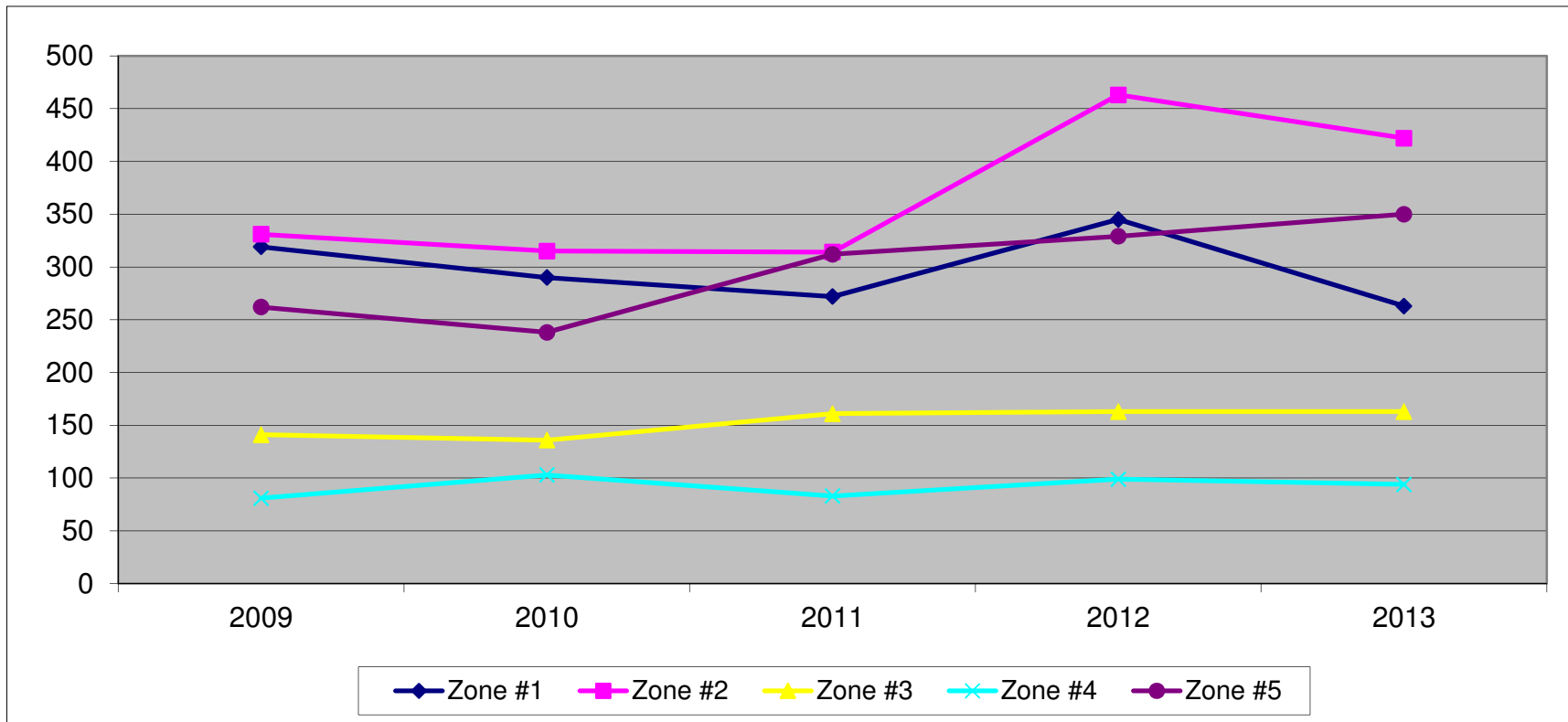
Totals					
Zone #1	Zone #2	Zone #3	Zone #4	Zone #5	All
263	422	163	94	350	186



LOGAN-ROGERSVILLE FIRE PROTECTION DISTRICT

3427 South State Hwy 125
Rogersville, MO 65742
(417) 753-4265

EMERGENCY CALLS RUN PER STATION ZONE > 2009 THROUGH 2013 <



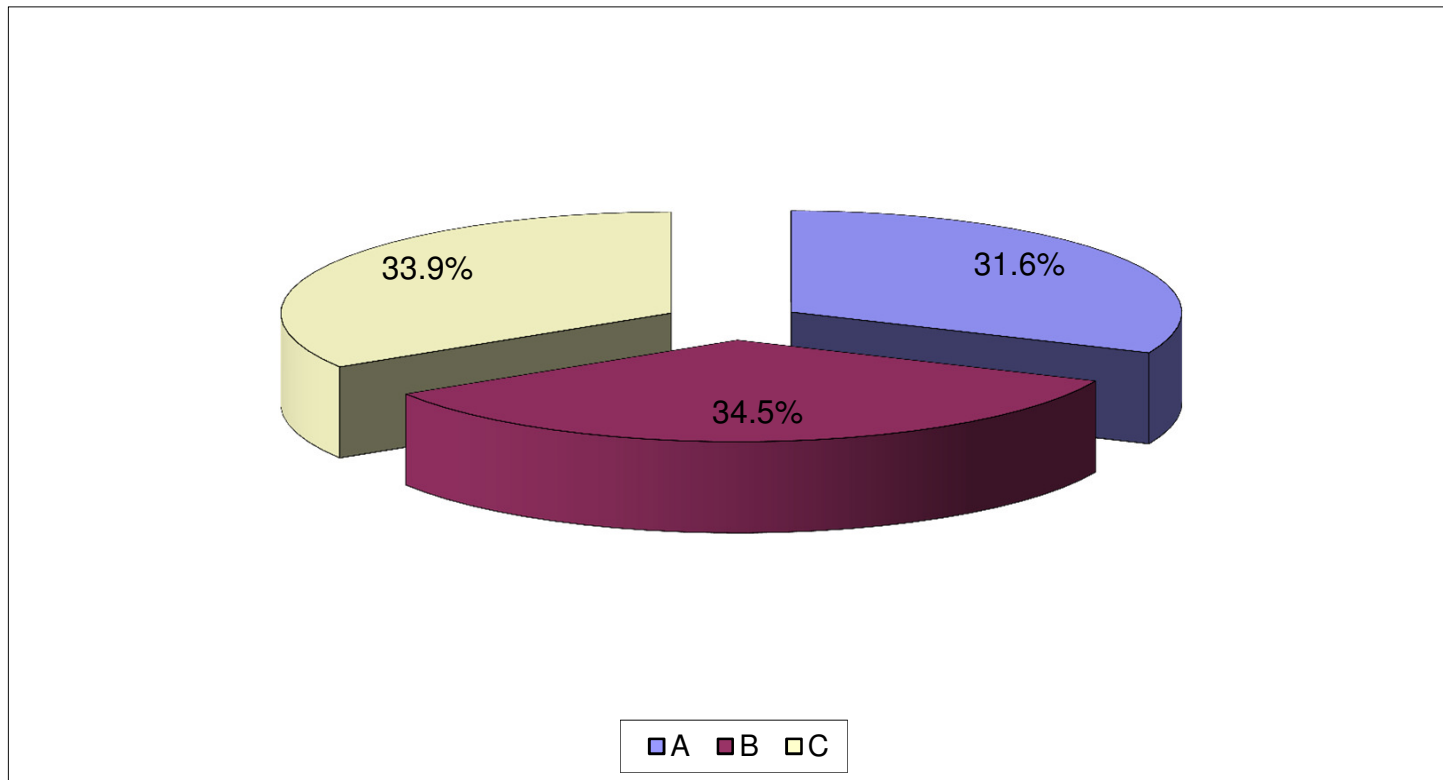
STATION ZONE	2009	2010	2011	2012	2013
Zone #1	319	290	272	345	263
Zone #2	331	315	314	463	422
Zone #3	141	136	161	163	163
Zone #4	81	103	83	99	94
Zone #5	262	238	312	329	350



LOGAN-ROGERSVILLE FIRE PROTECTION DISTRICT

3427 South State Hwy 125
Rogersville, MO 65742
(417) 753-4265

EMERGENCY CALLS RUN PER SHIFT DURING THE YEAR OF 2013



Shift	# of Calls	Percent
A	467	29.1%
B	510	31.8%
C	501	31.2%



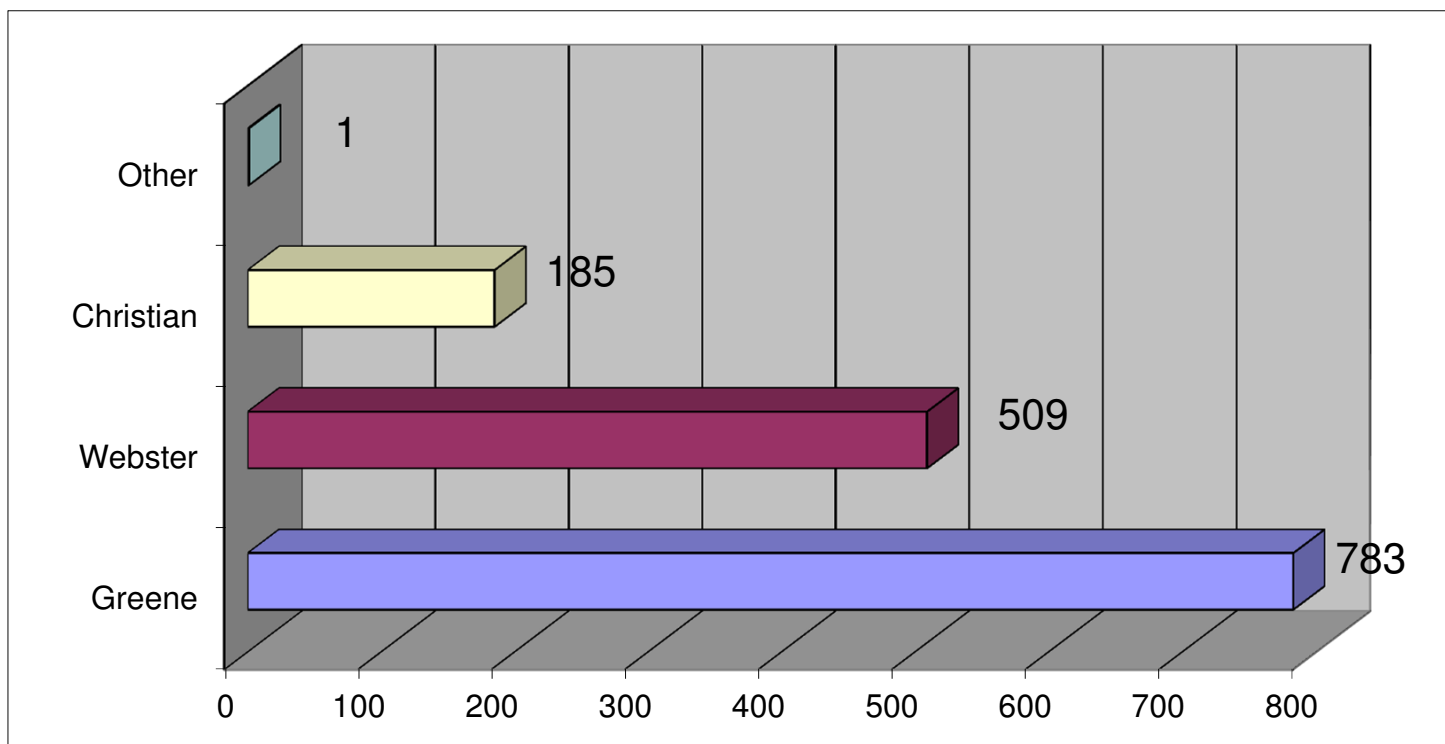
LOGAN-ROGERSVILLE FIRE PROTECTION DISTRICT

3427 South State Hwy 125

Rogersville, MO 65742

(417) 753-4265

EMERGENCY CALLS RUN PER COUNTY DURING THE YEAR OF 2013



County	# of Calls	Percent
Greene	783	48.82%
Webster	509	31.73%
Christian	185	11.53%
Other	1	0.06%



LOGAN-ROGERSVILLE FIRE PROTECTION DISTRICT

3427 South State Hwy 125
Rogersville, MO 65742
(417) 753-4265

EMERGENCY CALLS RUN PER APPARATUS DURING THE YEAR OF 2013

Apparatus	2013	2012	2011	2010	2009	2008	2007	2006
Brush 223	198	159	19	14	29	43	26	125
Brush 321	32	73	83	40	84	119	53	131
Brush 422	31	40	51	44	103	105	66	138
Engine 334	71	64	13	8	22	54	9	32
Engine 435	88	110	82	54	384	89	75	395
Engine 233	748	903	697	724	262	352	355	186
Engine 531	0	1	0	5	5	0	3	8
Engine 584	689	709	568	595	547	456	510	279
Rescue 211	1	3	3	4	10	177	178	182
Service 403	492	530	316	282	324	432	466	477
Service 302	412	451	386	343	308	-	-	-
Service 201	3	8	11	0	25	-	-	-
Tanker 543	1	3	4	11	7	3	8	24
Tanker 142	38	50	53	57	71	34	32	50
Tanker 341	13	25	10	23	31	39	12	26
Tanker 444	0	0	0	0	0	5	1	5
Truck 151	5	6	7	2	15	-	-	-



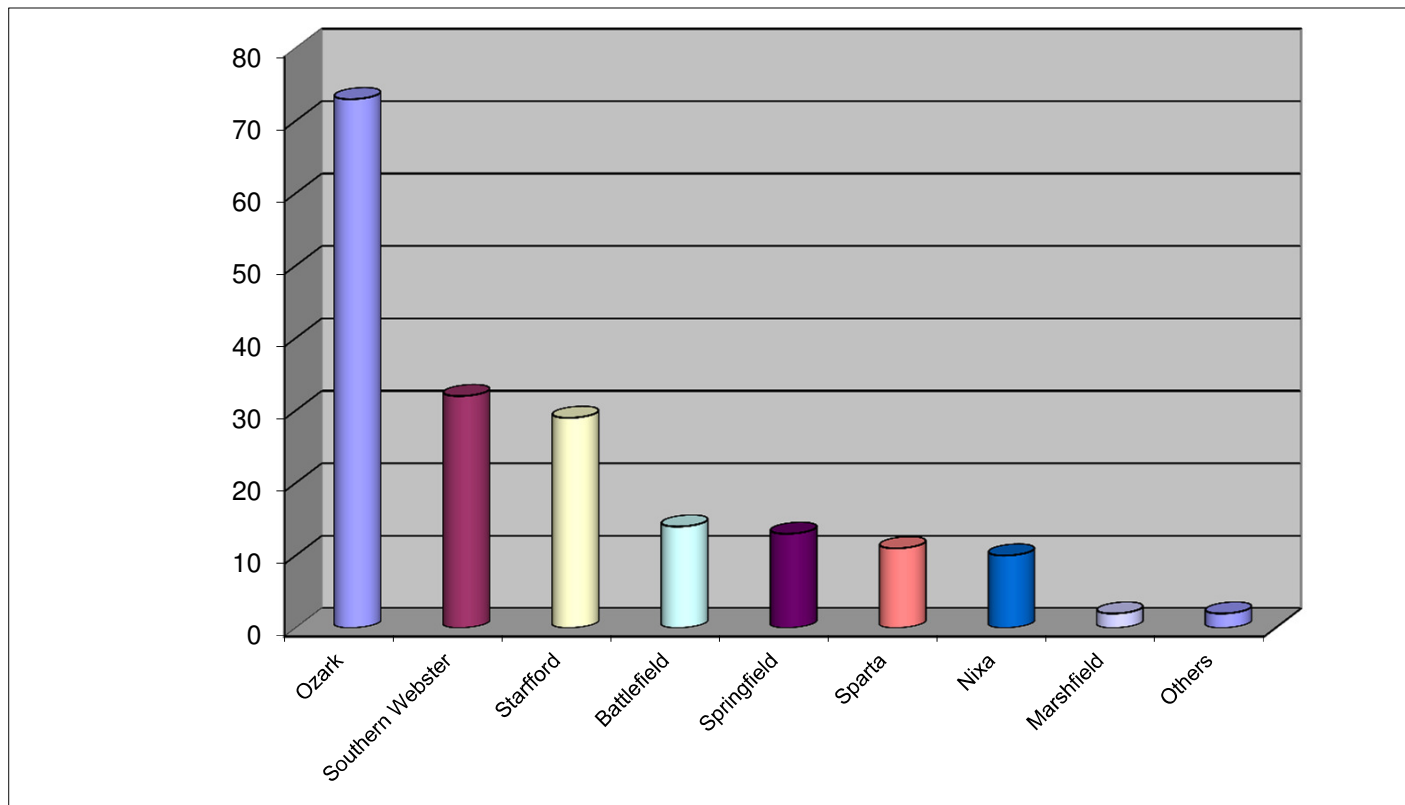
LOGAN-ROGERSVILLE FIRE PROTECTION DISTRICT

3427 South State Hwy 125
Rogersville, MO 65742
(417) 753-4265

NUMBER OF CALLS IN WHICH MUTUAL AID WAS PROVIDED DURING THE YEAR OF 2013

Departments That We Provided
Aid To During Year 2013:

Department	# of Calls
Ozark	73
Southern Webster	32
Starfford	29
Battlefield	14
Springfield	13
Sparta	11
Nixa	10
Marshfield	2
Others	2
Total:	186





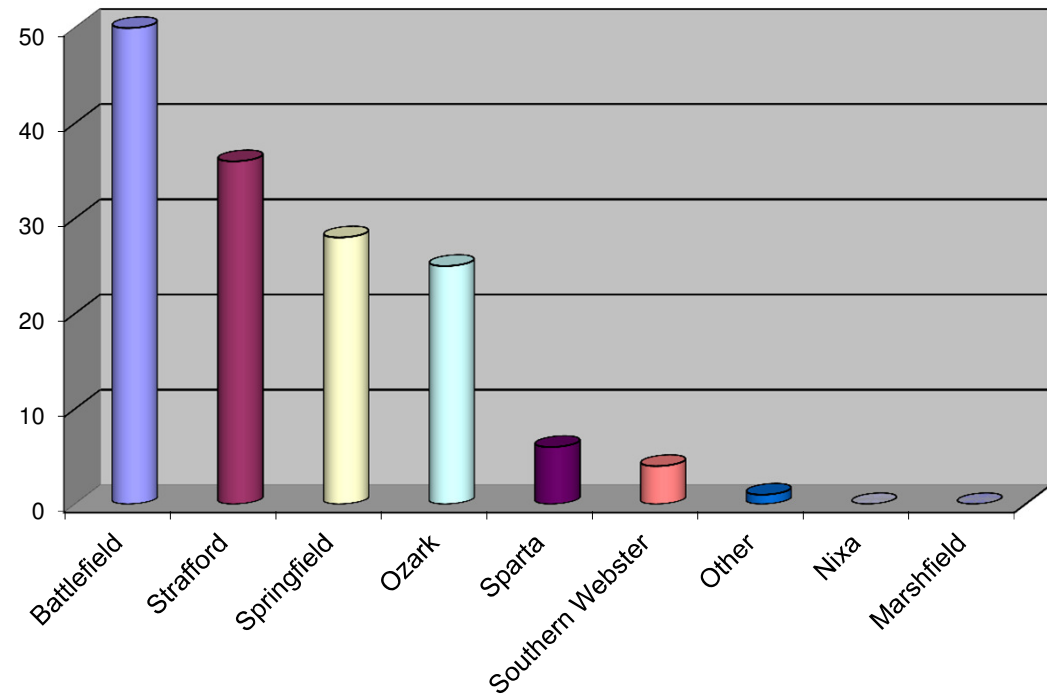
LOGAN-ROGERSVILLE FIRE PROTECTION DISTRICT

3427 South State Hwy 125
Rogersville, MO 65742
(417) 753-4265

NUMBER OF CALLS IN WHICH MUTUAL AID WAS RECEIVED DURING THE YEAR OF 2013

Departments That We Received
Aid From During Year 2013:

Department	# of Calls
Battlefield	59
Strafford	36
Springfield	28
Ozark	25
Sparta	6
Southern Webster	4
Other	1
Nixa	0
Marshfield	0
Total:	159

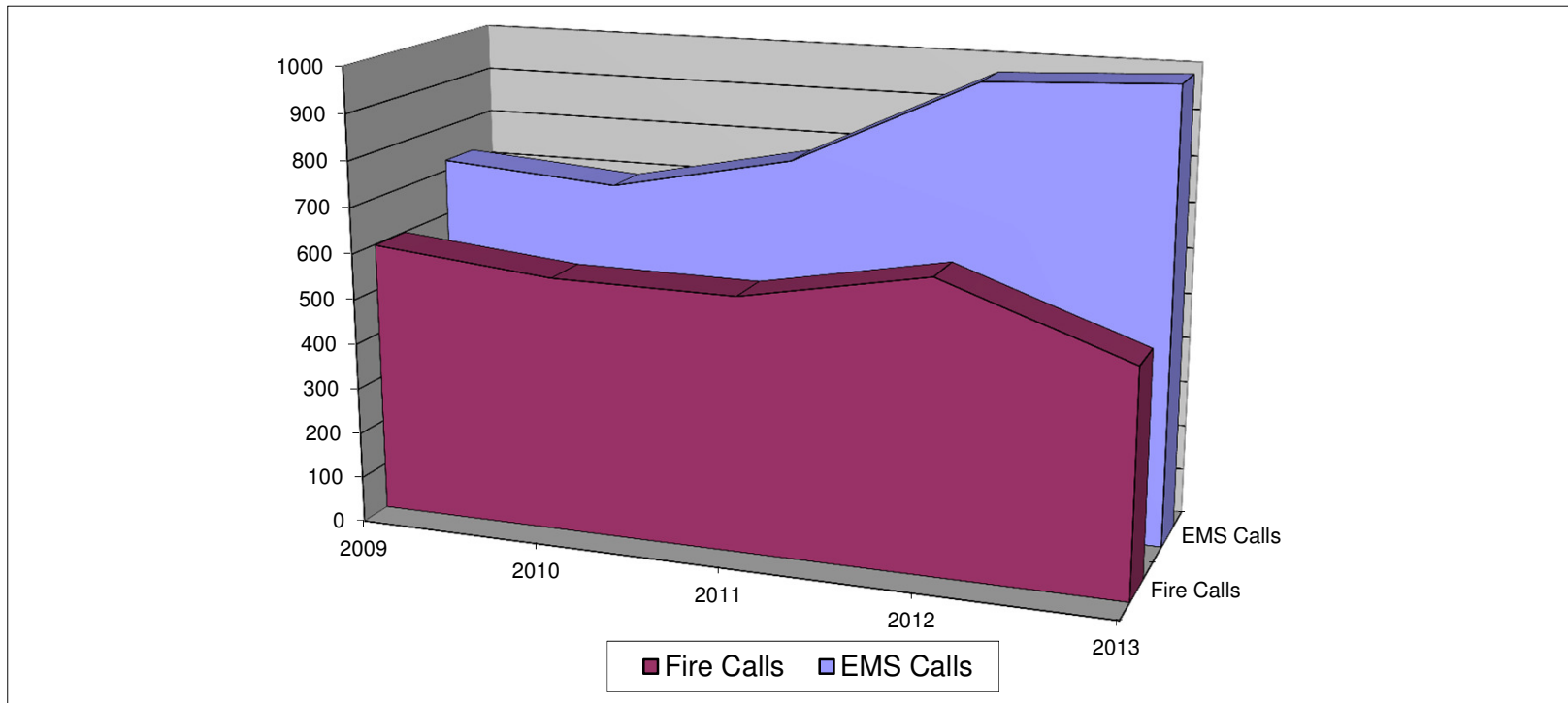




LOGAN-ROGERSVILLE FIRE PROTECTION DISTRICT

3427 South State Hwy 125
Rogersville, MO 65742
(417) 753-4265

TOTAL RESPONSE OF EMS VS. FIRE CALLS > 2009 THROUGH 2013 <



Year	No. of		No. of		Total Calls Per Year
	EMS Calls	Percentage	Fire Calls	Percentage	
2009	723	54.7%	598	45.3%	1321
2010	694	55.3%	560	44.7%	1254
2011	777	58.2%	557	41.8%	1334
2012	971	60.5%	633	39.5%	1604
2013	989	66.9%	489	33.1%	1478



LOGAN-ROGERSVILLE FIRE PROTECTION DISTRICT

3427 South State Hwy 125
Rogersville, MO 65742
(417) 753-4265

Truck Maintenance Report 2013

	FUEL COST	REPAIR COST	TOTAL COST
B223	\$ 1,300.50	\$ 96.46	\$ 1,396.96
B321	\$ 598.96	\$ 449.33	\$ 1,048.29
B422	\$ 422.27	\$ 230.76	\$ 653.03
CAR-1	\$ 6,422.44	\$ 4,135.45	\$ 10,557.89
CAR-2	\$ 5,212.72	\$ 1,359.37	\$ 6,572.09
INSP-1	\$ 2,780.82	\$ 702.61	\$ 3,483.43
E435	\$ 1,994.58	\$ 1,773.58	\$ 3,768.16
E233	\$ 13,161.91	\$ 12,824.82	\$ 25,986.73
E531	\$ 116.28	\$ 1,335.49	\$ 1,451.77
E334	\$ 649.18	\$ 1,863.75	\$ 2,512.93
E584	\$ 11,347.99	\$ 8,440.06	\$ 19,788.05
R211	\$ 489.68	\$ 1,001.53	\$ 1,491.21
MAINT. #1	\$ 85.50	\$ -	\$ 85.50
HAZ-MAT 1	\$ -	\$ -	\$ -
HAZ-MAT 2	\$ -	\$ -	\$ -
S403	\$ 2,857.57	\$ 3,477.08	\$ 6,334.65
S302	\$ 3,771.00	\$ 1,148.42	\$ 4,919.42
S201	\$ 601.95	\$ -	\$ 601.95
T543	\$ -	\$ -	\$ -
T142	\$ 1,184.59	\$ 3,107.45	\$ 4,292.04
T341	\$ 356.69	\$ -	\$ 356.69
T444	\$ -	\$ -	\$ -
TK151	\$ 1,879.23	\$ 3,832.67	\$ 5,711.90
ATV	\$ -	\$ 331.96	\$ 331.96
TOTAL			\$ 101,344.65